

TIF™500-40-11US Series thermally conductive interface materials are applied to fill the air gaps between the heating elements and the heat dissipation fins or the metal base. Their flexibility and elasticity make them suited to coat very uneven surfaces. Heat can transmit to the metal housing or dissipation plate from the heating elements or even the entire PCB, which effectively enhances the efficiency and life-time of the heat-generating electronic components.

Features

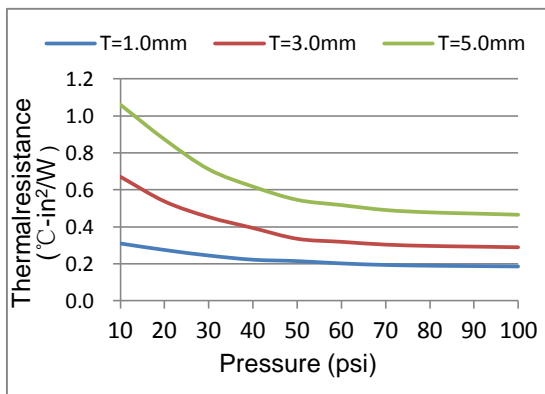
- » Good thermal conductivity: **4.0 W/mK**
- » Naturally tacky needing no further adhesive coating
- » Soft and Compressible for low stress applications
- » Available in varies thickness

Application

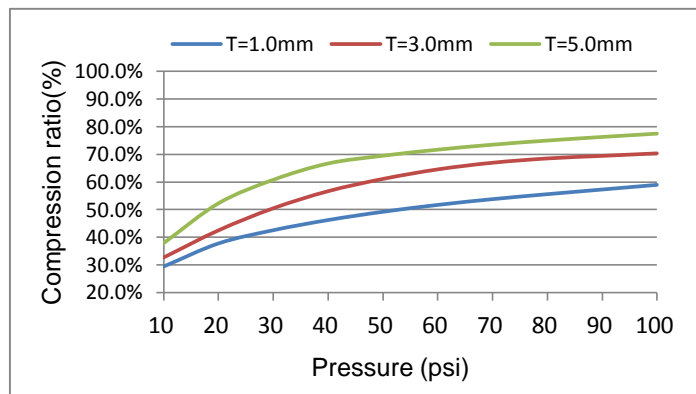
- » Cooling components to the chassis of frame
- » Set Top Box
- » Car Battery & Power Supply
- » Charging Pile
- » LED TV/ Lighting
- » Graphics Card Thermal Module

Typical Properties of TIF™500-40-11US Series		
Color	Gray	Visual
Construction	Ceramic filled silicone elastomer	*****
Thickness range	0.020"(0.5mm)~0.200" (5.0mm)	ASTM D374
Hardness	20 Shore 00	ASTM 2240
Specific Gravity	3.1 g/cc	ASTM D297
Operating Temp	-40 ~160 °C	*****
Dielectric Breakdown Voltage	>5500 VAC	ASTM D149
Dielectric Constant@1MHz	4.0 MHz	ASTM D150
Volume Resistivity	6.0X10 ¹³ Ohm-cm	ASTM D257
Thermal Conductivity	4.0 W/mK	ASTM D5470
	4.0 W/mK	GB-T32064
Outgassing (TML)	0.35%	ASTM E595
Flame Rating	94 -V0	UL E331100

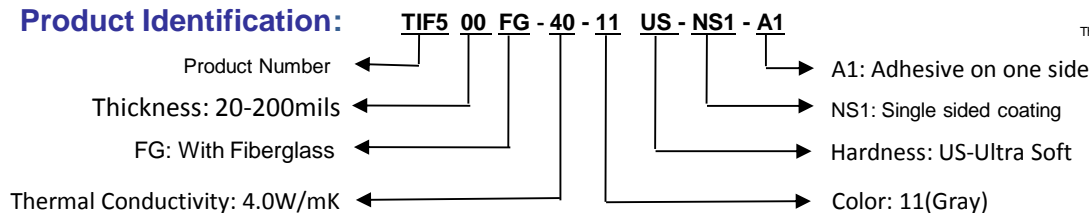
psi. vs. Thermal Resistance



psi. vs. Compression Ratio



Product Identification:



Application Technology Download
Thermal Conductive Interface Materials



<http://www.ziitek.com>

Product Specification

Product Thicknesses: 0.020-inch to 0.200-inch (0.5mm to 5.0mm) **Product Sizes:** 8" x 16"(203mm x406mm)
Individual die cut shapes and custom thickness can be supplied. Please contact us for confirming